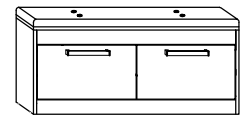




MXS-38 SZAFKA NA BUTY 2D

→ 100 ↑ 45 ↘ 44



x 6 (a)	x 16 (b)	x 3 (c)	x 19 (d)	x 2 (e)	x 4 (f)			
x 4 (g)	x 4 (h)	x 2 (i)	x 5 (j)	x 3 (k)	x 22 (3,5x16) (l)			x 4 (3,5x30) (m)
x 1 (o)	x 2 (p)						 30 min	

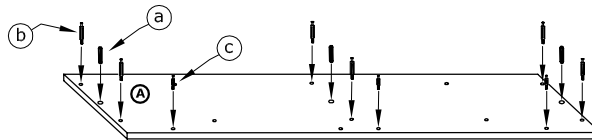
1 - FAZY MONTAŻU

A - OZNACZENIE ELEMENTÓW

a - OZNACZENIE AKCESORIÓW

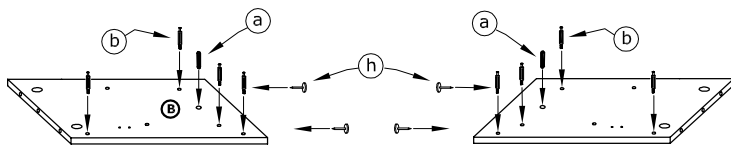
1

x 3 (a)	x 6 (b)	x 3 (c)
----------------	----------------	----------------



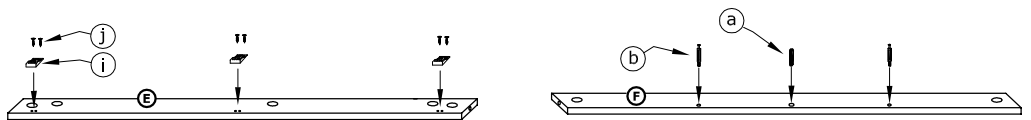
2

x 2 (a)	x 8 (b)	x 4 (h)
----------------	----------------	----------------



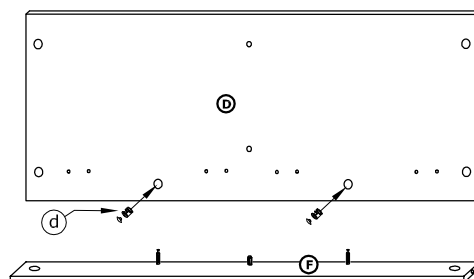
3

x 1 (a)	x 2 (b)	x 3 (i)
x 6 (3,5x16) (j)		





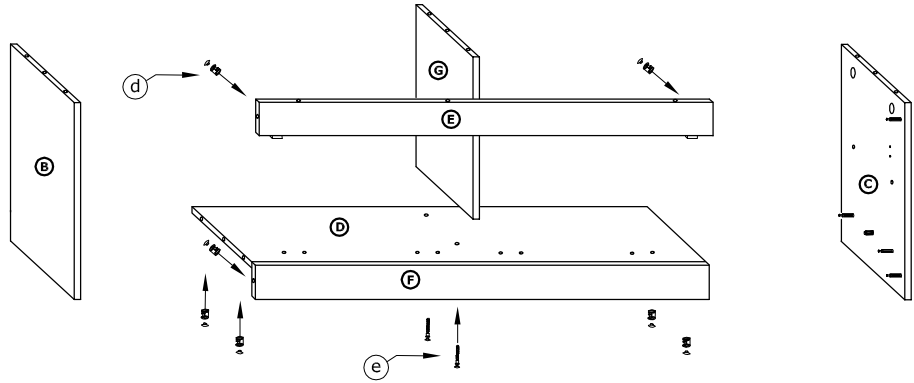
4

x 2 (d)







5



- x 8 
- x 2 

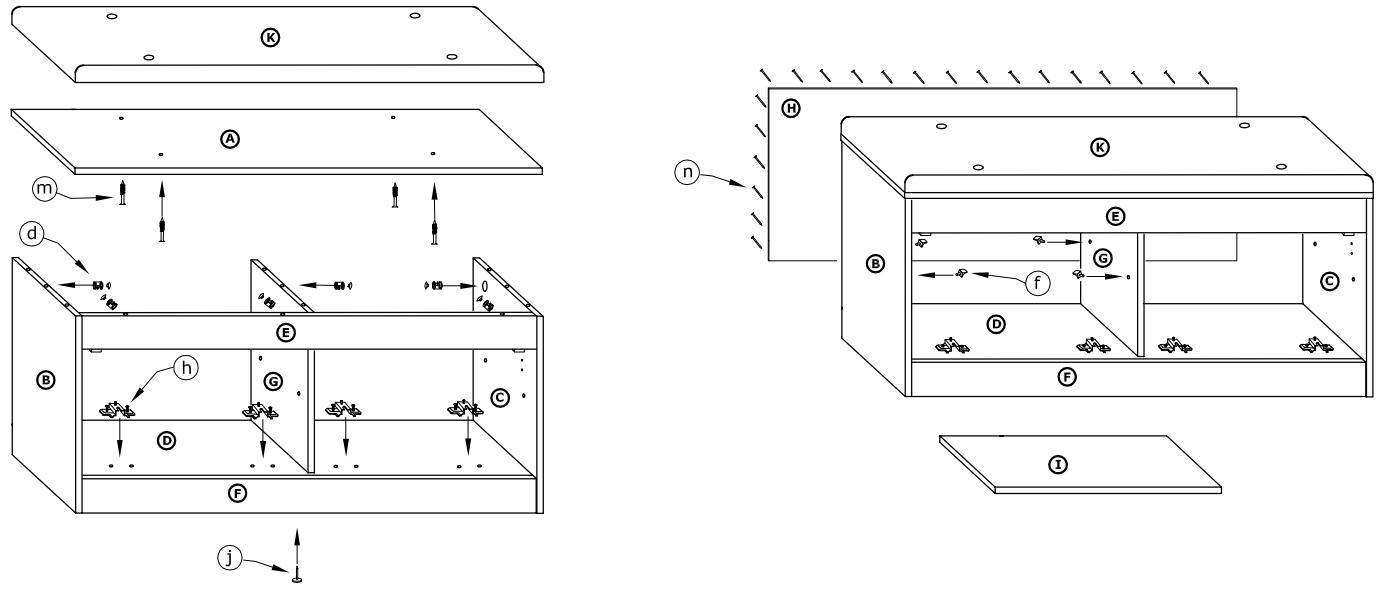


6




- x 9 
- x 4 
- x 1 
- x 4 (3,5x30) 

7

- x 4 
- x 35 



8

- x 4 
- x 2 
- x 16 (3,5x16) 
- x 2 